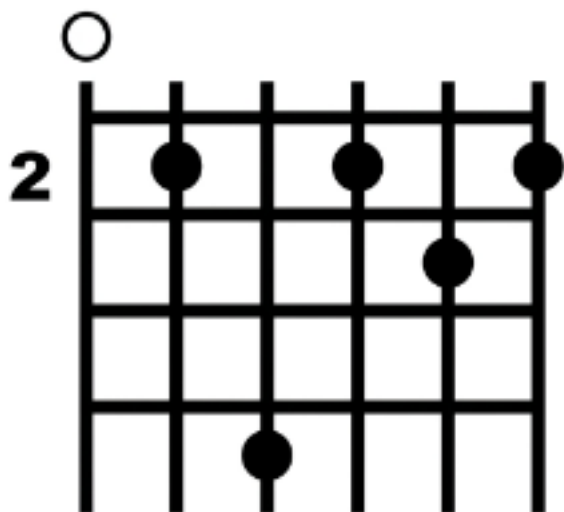
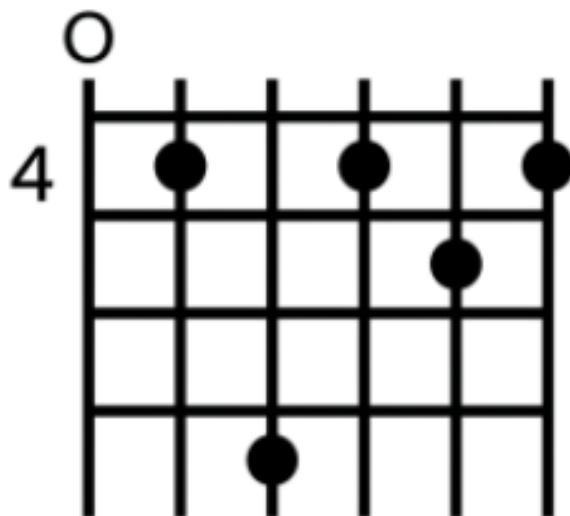


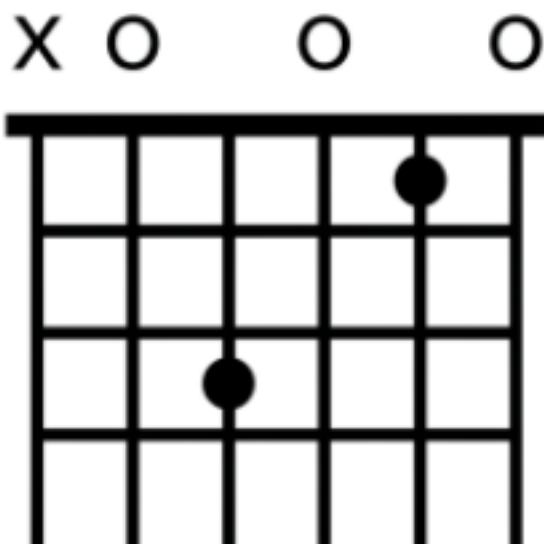
Em11



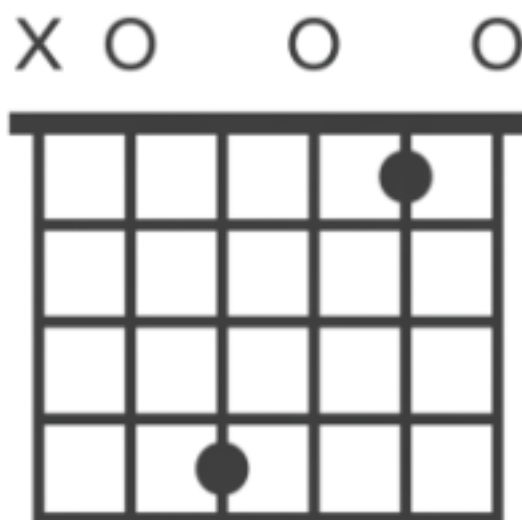
A $\Delta$ 9/E



F $\Delta$ 9/A

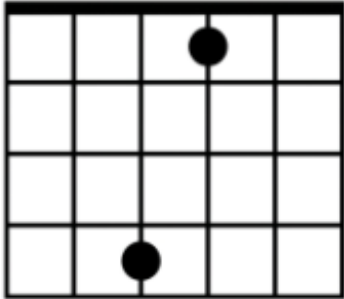


Am13



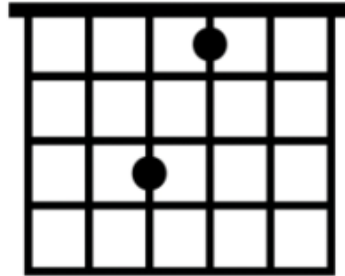
A $\Delta$ 13

x o o o



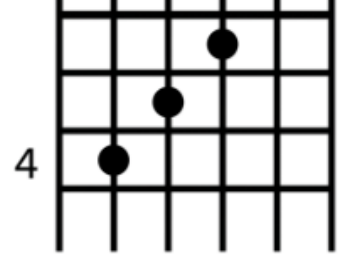
E7(b9)/A

x o o o



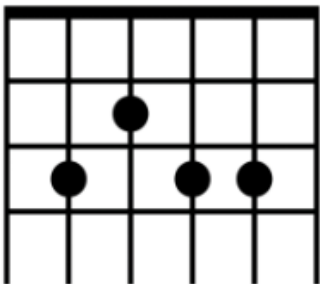
C#7(#9b13)

x o o



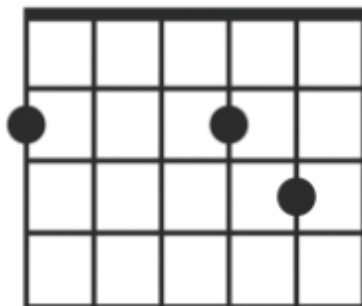
C9

x o



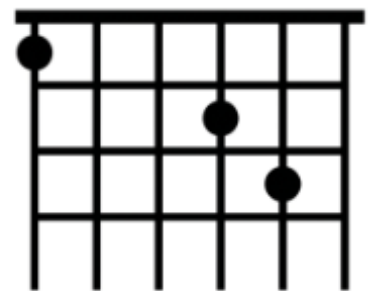
Dadd9/F#

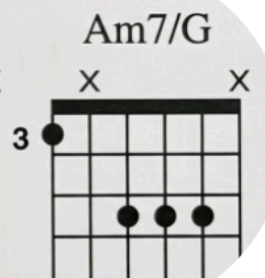
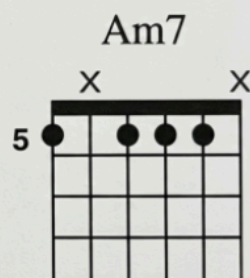



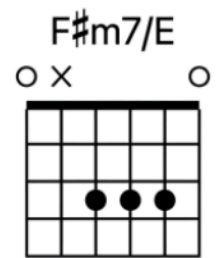
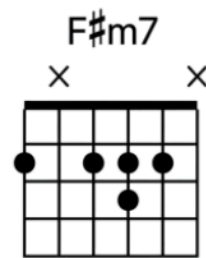
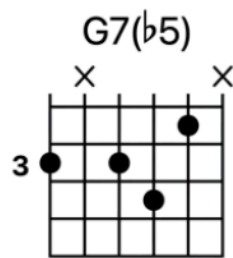
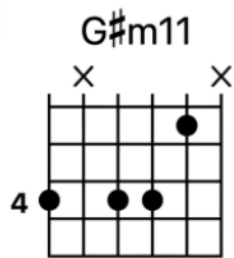
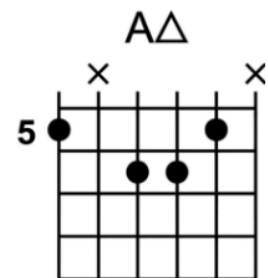
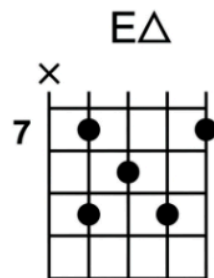
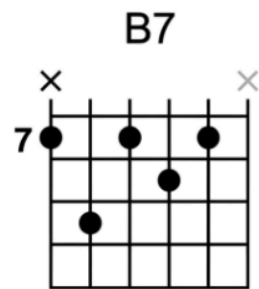
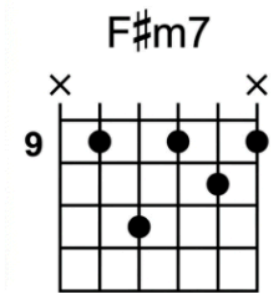
x o o



Dm(add9)/F

x o o





**F#m7(b5)**      **B7(b9b13)**      **Em9**      **C#m7(b5)**

The first diagram, **F#m7(b5)**, shows a barre at the first fret with an 'x' above the first and fifth strings. Frets 2, 3, and 4 are played on the second, third, and fourth strings respectively. The second diagram, **B7(b9b13)**, has an 'x' above the first string. Frets 2, 3, and 4 are played on the second, third, and fourth strings, and fret 7 is played on the fifth string. The third diagram, **Em9**, has an 'o' above the first string, an 'x' above the second, and 'o's above the third and fourth. Frets 2 and 4 are played on the second and fourth strings, and fret 7 is played on the fifth string. The fourth diagram, **C#m7(b5)**, has 'x's above the first and second strings. A '4' is written to the left of the second string. Frets 2, 3, and 4 are played on the second, third, and fourth strings, and fret 7 is played on the fifth string.

**F#13(b9)**      **Bm7**      **CΔ**      **B7(#9)**      **Eadd9**

The first diagram, **F#13(b9)**, has 'x's above the first and second strings and a '2' to the left of the first string. Frets 2, 3, and 4 are played on the second, third, and fourth strings, and fret 7 is played on the fifth string. The second diagram, **Bm7**, has an 'x' above the first string and a '2' to the left of the first string. Frets 2, 3, and 4 are played on the second, third, and fourth strings, and fret 7 is played on the fifth string. The third diagram, **CΔ**, has an 'x' above the first string and 'o's above the second, third, and fourth. Frets 2 and 4 are played on the second and fourth strings, and fret 7 is played on the fifth string. The fourth diagram, **B7(#9)**, has 'x's above the first and fifth strings. Frets 2, 3, and 4 are played on the second, third, and fourth strings, and fret 7 is played on the fifth string. The fifth diagram, **Eadd9**, has 'o's above the first and fifth strings. Frets 2 and 4 are played on the second and fourth strings, and fret 7 is played on the fifth string.